

In 2014 ...

Demographic shifts showed consistency, becoming trends.

- The population continued to decrease due to a number of factors, including an aging population, out-migration, and a decreasing birth rate. The number of VI children (under 18) in 2014 showed a continued decline, decreasing by over 16,000 children (or 47%) since 2000. Meanwhile, the distribution of children by age group and by racial/ethnic group has remained relatively stable.
- The proportion of families (with children) headed by unmarried female householders has remained consistently high over the past several years: 52% in 2014, 53% in 2013, 52% in 2012; up from 48% in 2010...and from 37% in 1990.
- The percentage of children living in married-parent families is on the rise (36% in 2014 and 2013), approaching rates observed in 2010 and years prior (2000: 34%, 2010: 32%), but far below U.S. national rates: 65% in 2014.

Health indicators showed areas of improvement/weakness.





- More than a quarter of all VI children (26%) continued to lack health insurance (static compared to 27% in 2013 and 28% in 2012), a higher percentage than in any state, the District of Columbia, or Puerto Rico.
- The rate of babies born at low weight continued to decrease, dropping 4 percentage points from 2012 to 2014.

Economic health remained stagnant for the Territory and its families.

- Unemployment remained relatively static, decreasing by just 0.4 percentage points from 2013 to 2014 following an increase of 1.7 percentage points from 11.7% in 2012 to 13.4% in 2013.
- The child poverty rate remained on the rise, increasing to 37%, up from 35% in 2013 and 31% in 2012.
- The Territory's Gross Territorial Product continued its decline, shrinking by 1% between 2013 and 2014 (following decreases of 6%, 15%, and 8% in 2013, 2012, and 2011, respectively).

Many VI children were not reaching their full developmental/educational potential.

- Substantial numbers of VI children entering public kindergarten lacked age-expected cognition skills (39% in 2014, stable from the previous year) and word recognition and comprehension skills (51% in 2014, a continued trend from 2012) for kindergarten readiness.
- Record numbers of children were on waiting lists to access Head Start programming (447 in 2014, up from 73 in 2013).
- A majority of students were testing well below national standards on educational assessments for English Language Arts/Literacy and Mathematics.

		2012	2013	2014	
Child & Family Demographics 	VI Child Population	27,026	21,741	18,238	Decreased
	Children in Single-Parent Families	50%	59%	59%	Increased
	Children in Married-Parent Families	24%	36%	36%	Increased
Economic Well-Being 	Median Family Income	\$43,606	\$41,839	\$44,521	Varied
	Children in Poverty	31%	35%	37%	Worsened
	Detached Youth	14%	27%	19%	Varied
Education 	5 Year Olds Behind Developmental Age Expectations Language and Comprehension	53%	55%	51%	Varied
	5 Year Olds Behind Developmental Age Expectations Cognition Skills	34%	40%	39%	Worsened
	Public High School Dropouts	5.2%	7%	5.8%	Varied
Health & Safety 	Low-Birthweight Babies	9.6%	8.7%	5.30%	Improved
	Teen Birth Rate	48/1,000	36.3/1,000	33.6/1,000	Improved
	Children Without Health Insurance	28%	27%	26%	Static
	Teen Death Rate	207/100,000	58/100,000	149/100,000	Varied

**USVI KIDS COUNT is an initiative of the
Community Foundation of the Virgin Islands (CFVI).**

Funded by the Annie E. Casey Foundation, KIDS COUNT tracks the status of children state by state in the US and in participating US territories.

Gathering data from local agencies and organizations, and drawing from the Virgin Islands Community Survey, CFVI has compiled and published the USVI KIDS COUNT Data Book report annually since 2000*.

Through KIDS COUNT, CFVI works with community partners towards strategies driven by facts, evidence, analysis, results, and heightened standards of political and public accountability for children and families.

***A detailed listing of data sources and acknowledgments is provided in the full Data Book.**

Created to serve donors and non-profit organizations of the US Virgin Islands,
CFVI is committed to building a growing collection of permanent funds, and using the income to enhance the educational, physical, social, cultural, and environmental well-being of the Territory's residents.

CFVI was established in 1990 with a \$500,000 endowment, grown now to over \$12 million.

Today, CFVI manages more than 100 named funds, administers scholarships and awards programs, and coordinates the establishment of memorial funds ... awarding approximately \$3 million in annual grants, awards, and scholarships throughout the Territory.

**CFVI is managed by a professional staff and
governed by a volunteer Board of Directors
made up of Virgin Islands community leaders.**

CFVI is a 501(c)(3) public charity.

Contributions are deductible to the fullest extent of the law.



Community Foundation of the Virgin Islands

PO Box 380

St. Thomas, VI 00804

Phone: 340-774-6031 Fax: 340-774-3852

Email: general.info@cfvi.net

Executive Summary



2016 KIDS COUNT Data Book *Our Children in Focus*

