

Additionally, data from 2016-2019 are included in **Part 2**, specifically highlighting information post hurricanes Irma and Maria.



In 2015 ...

Demographic trends provided important context for child well-being.

- The number of children (under 18) living in the USVI in 2015 (19,730) increased slightly as compared to 2014 (18,238). Looking more broadly at trends over time, the child population has diminished significantly since the year 2000, decreasing by 42%, or over 14,500 children. In 2015, children represented 20% of the total population, compared to 18% in 2014, and similar to 2013 (20.5%).
- 13,497 children (68%) lived in households with an unmarried single mother or father (possibly also with parent’s cohabitating partner, or other adult relatives), an increase from the 10,726 children (59%) in 2014, and the 12,707 children (59%) in 2013.
- Children who lived in married-couple families continued to be far below the U.S. national rate (66% in 2015). Of VI children, 23.4% (4,607) lived in married-couple families, down from 36% in 2014 and 2013, and similar to the 24% of children living in married-couple families in 2012.



Economic well-being indicators showed mixed results for families.

- In a promising turn following nearly a decade of upward trends, the 2015 child poverty rate decreased to 30%, matching the lowest reported poverty rate for children recorded in the VI since 2010.
- In 2015, the VI unemployment rate continued to decline from the previous year (11.9% in 2015; down from 13.0% in 2014), beginning to approach rates reported at the beginning of the decade (9.6% in 2018, similar to 8.9% in 2011). However, unemployment rates remain high - the 2015 rate is double that of 2007 (5.9%).
- In 2018, the number of persons in households requiring emergency sheltered housing was estimated at 71 people, the highest reported within the last decade. This number is five times higher than the number of persons reported needing emergency housing in 2017, prior to Hurricanes Irma and Maria (September 2017).
- In 2018, Unemployment Insurance payouts on claims totaled \$20,558,068.00 (almost matching the total amount of \$22,186,593 in 2012).

		2012	2013	2014	2015
Child & Family Demographics 	VI Child Population	27,026	21,741	18,238	19,730
	Children in Single-Parent Families	50%	59%	59%	68%
	Children in Married-Parent Families	24%	36%	36%	23%
Economic Well-Being 	Median Family Income	\$43,606	\$41,839	\$44,521	\$43,731
	Children in Poverty	31%	35%	37%	30%
	Unemployment Rate	12%	13%	13%	12%

Among a decreasing student population, VI children were not yet reaching their full developmental/educational potential.

- The waiting list for enrollment in the Virgin Islands Head Start program has fluctuated greatly within the last few years. In school year 2015-2016, the waiting list included 413 children, dropping by 26 the following school year. However, with the impact of the storms, the waiting list increased to 547 children during school year 2017-2018, and by school year 2018-2019 had decreased dramatically to 233 children.
- Consistent with the last decade of reported results, there remained a substantial number of VI children entering public kindergarten lacking age-expected cognition skills (35% in 2015, 31% in 2016, and 31% in 2018) and language skills (50% in 2015, 44% in 2016, and 48% in 2018).
- Public school enrollment over the last few years has shown a continued decline. With the number of students in school year 2015-2016 reported at 13,758, the student population has decreased by about 22% (decrease of 3,040 students by school year 2018-2019).


		2012	2013	2014	2015
Education 	5-Year-Olds Behind Developmental Age Expectations Language and Comprehension	53%	55%	51%	49%
	5-Year-Olds Behind Developmental Age Expectations Cognition Skills	34%	40%	39%	34%
	Public High School Dropouts	5.2%	7%	5.8%	5.6%
Health & Safety 	Low-Birthweight Babies	9.6%	8.7%	5.3%	7.2%
	Teen Birth Rate	48/1,000	36.3/1,000	33.6/1,000	52.7/1,000
	Children Without Health Insurance	28%	27%	26%	19%
	Teen Death Rate	207/100,000	58/100,000	149/100,000	60/100,000

Health and safety indicators highlighted gaps in services and programs.

- In 2015, 18.9% of all VI children and youth ages birth through 19 (4,022 children) lacked health insurance. Although this rate is a decrease from previous years (26% in 2015, 27% in 2013), it remains a higher percentage than in any state, the District of Columbia, or Puerto Rico.
- Since 2007, the number of VI babies born at low weight has shown a steady decline. In 2015, however, 7.2% of 1,357 live births (98) were born at low weight, representing a movement toward rates observed in 2013 (8.7%) and 2012 (9.6%).
- The 2019 Community Needs Assessment (CNA) suggests high levels of risk for Post-Traumatic Stress Disorder (PTSD) and depression in the school-age population surveyed, as well as in adults accessing primary health care services at the Federally Qualified Health Centers in the Territory. Compounding these concerning findings, the CNA also suggests that the behavioral health services available one year following the storms may not be adequately reaching all those in need .

About the USVI KIDS COUNT Data Book

CFVI has compiled and published the USVI KIDS COUNT Data Book report annually since 2000. A detailed listing of data sources and acknowledgments is provided in the full Data Book. Through the use of data from the 2019 Community Needs Assessment (CNA), the Virgin Islands Community Survey and from local community and government agencies, CFVI has expanded the traditional KIDS COUNT Data Book format to include a special section (Part 2) with information on children and families in the USVI from 2016 through December 2018.



*Community Needs Assessment:
Understanding the Needs of
Vulnerable Children and Families in
the U.S. Virgin Islands Post
Hurricanes Irma and Maria*

2020 Census

The next Census Day is April 1, 2020, and requires that every person in the United States be counted—adults, children, and babies, citizens, immigrants, or visitors. The federal count is important, as it determines funding for services/programs such as Head Start, Medicare, and Medicaid. The amount of funding allocated is reduced when certain subgroups (such as children) are not accurately counted, which can have a major impact on future planning. Programs that benefit children and families - such as subsidized child care, early intervention services, and children's health insurance - all depend on accurate census returns.

About the Community Foundation of the Virgin Islands

For nearly 30 years, the Community Foundation of the Virgin Islands (CFVI) has been a catalyst for positive change in the Territory through initiatives committed to youth, learning, family support and the environment. With a professional staff and a volunteer Board of Directors composed of community leaders, CFVI is a trusted advocate and supporter of programs that ensure opportunity and sustainability for current and future generations. CFVI is a 501(c)(3) non-profit organization entirely supported by individual donors, grants, trusts, corporate donations and estate planning. Contributions are deductible to the fullest extent of the law.



Community Foundation of the Virgin Islands
PO Box 380
St. Thomas, VI 00804
Phone: 340-774-6031 Fax: 340-774-3852
Email: general.info@cfvi.net



Executive Summary

2019 KIDS COUNT Data Book



**BUILDING
FORWARD
for
OUR
CHILDREN
NOW!**

Electronic copies available at www.cfvi.net
Printed copies available at CFVI office: call 774-6031